



882 (2 panels, 1 car door)




882 (4 panels, 2 car door)




882 (2T, 4 panels, 1 car door)




882 (4T, 8 panels, 2 car door)




882 (4 panels, 1 car door)




882 (8 panels, 2 car door)




882 (2T, 6 panels, 1 car door)



882 (4T, 12 panels, 2 car door)



882 (6 panels, 1 car door)



882 (12 panels, 2 car door)